

Week 7:
THEME: HALLOWEEN THEMED LIVING THINGS

Weekly Songs

Theme Songs:

Animal Characteristics:

https://www.youtube.com/watch?v=ta_Y3IuJj2M

5 Little Pumpkins:

<https://www.youtube.com/watch?v=cm1qvX1ygOo>

Mary Had a Vampire Bat:

<http://wildrosereader.blogspot.com/2011/05/monster-goose-spinner-goose-more.html>

Language Songs:

Halloween Phonics Song: <https://www.youtube.com/watch?v=m01RvnRM7Yg>

Word Family Song: -at word family (review)

<https://www.youtube.com/watch?v=DkUunCjP3Hs&t=51s>

Word Family Story:

<https://www.youtube.com/watch?v=HjJ4BTm8fdE>

Letter Song: Ff

https://www.youtube.com/watch?v=LWMED_3Nvig

Circle Time PM:

Math Songs:

https://www.youtube.com/watch?v=ZrL3a5h_AXY (counting by 10s)



<https://www.youtube.com/watch?v=4ZPgFfo0l3k> (counting by 5)

<https://www.youtube.com/watch?v=OCxvNtrcDIIs&t=118s> (counting by 2s)

<https://www.youtube.com/watch?v=U6BCbH3Vwwk> (count to 100)

--

LIVING THINGS: BATS


Subject	Activity
Story Starter & Science	<p data-bbox="517 591 906 629">Read Aloud: Stellularuna</p>  <p data-bbox="517 1025 1382 1111">https://www.youtube.com/watch?v=VLRIvyWUzxs</p> <p data-bbox="517 1160 1023 1198">Read Non-Fiction Book: Bats</p>  <p data-bbox="517 1518 1374 1603">https://www.youtube.com/watch?v=_ntLZX8bUOI</p>

STEM

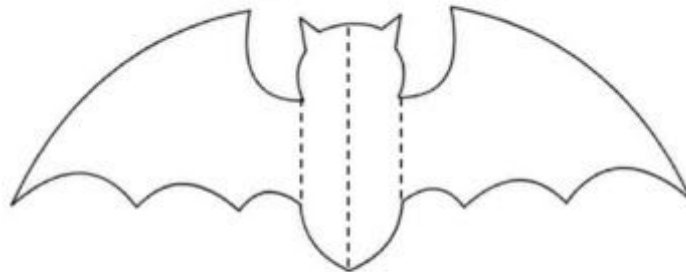


Halloween STEAM Activity for Kids

Bat Straw Rockets



Bat Flyers Template



1. Trace the bat outline or color the bat template. Cut it out.
2. Fold the bat in half using the dotted line in the center.
3. Fold in the other two dotted lines. Fold the wings down and then push them up so it looks like a bat.
4. Add a paper clip to the front of the bat to make it fly better.

Art & Language


SK-Learn to draw a bat:

<https://www.youtube.com/watch?v=oHZ1JiZ0QjE>




Math Routine	<p>1) Date: Put the date on our calendar. Sing the Days of the Week & Month of the Year Songs (Helper of the Day can lead it)</p> <p>2) Survey: Make up a Yes or No question and use the face magnets to record the answers. Tally the results.</p> <p>3) Number of Days in School: Recording this number on our place value chart</p> <p>4) Time: Jumping the Time to the hour</p> <p>5) The General Store: *Count to \$1 by 25s, 10s or 5s using the play money. *Lottery Numbers: Roll the dice to make an addition sentence & practising counting up</p> <p>6) Pattern of the Day: Make up a pattern of the day with your body. Clap, clap, hop, clap, clap ____ have one student tell you what comes next.</p> <p>7) Name the shape. Make up a clue. I am thinking of a shape that has 3 sides. etc.</p> <p>8) Number Songs: Counting to 100 by 1s, 2s, 5s & 10s</p>
Self-Regulation	<p>Yoga with Cosmic Kids Yoga: https://www.youtube.com/watch?v=IFbWNmzPByQ</p>


LIVING THINGS: PUMPKIN

Subject	Activity
Story Starter	<p>Read How Spider Saved Halloween: https://www.youtube.com/watch?v=YOTzxhW7Hdc</p>  <p>Learn facts about Spiders on SciShow Kids: https://www.youtube.com/watch?v=3qdxEiIB_Sw</p> <p>Read Non-Fiction book: National Geographic Spiders</p>

<https://www.youtube.com/watch?v=ZEsDkdvIfns>



STEM



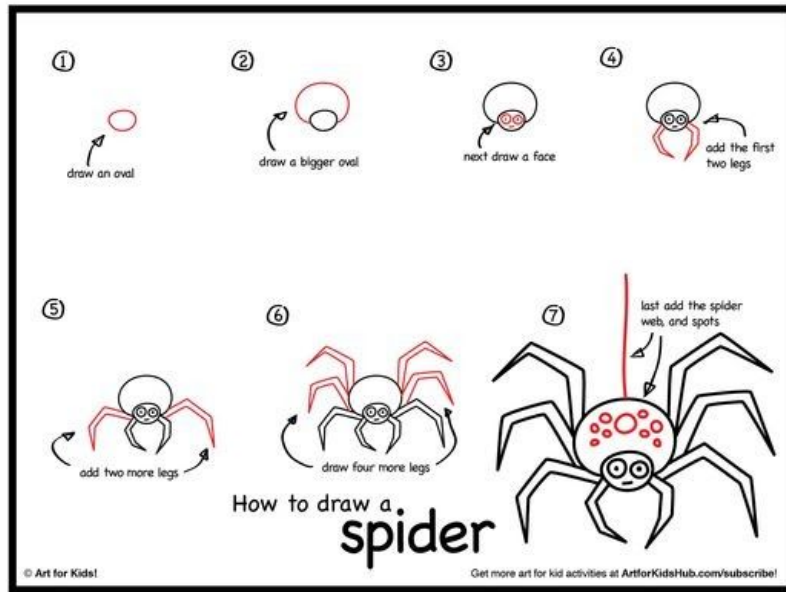
Learn about straight lines and curvy lines.
Count how many lines we used total.

JKS make a pattern with spider stamps and describe their pattern.



Line up our spiders and count how many legs in all.

Art & Language



Make a speech bubble. What would your spider say?




Math Routine

- 1) **Date:** Put the date on our calendar. Sing the Days of the Week & Month of the Year Songs (Helper of the Day can lead it)
- 2) **Survey:** Make up a Yes or No question and use the face magnets to record the answers. Tally the results.
- 3) **Number of Days in School:** Recording this number on our place value chart
- 4) **Time:** Jumping the Time to the hour
- 5) **The General Store:**
 - *Count to \$1 by 25s, 10s or 5s using the play money.
 - *Lottery Numbers: Roll the dice to make an addition sentence & practising counting up
- 6) **Pattern of the Day:** Make up a pattern of the day with your body. Clap, clap, hop, clap, clap ____ have one student tell you what comes next.
- 7) **Name the shape.** Make up a clue. I am thinking of a shape that has 3 sides. etc.
- 8) **Number Songs:** Counting to 100 by 1s, 2s, 5s & 10s

Self-Regulation


Spider Yoga with Cosmic Kids Yoga:
<https://www.youtube.com/watch?v=qIT-9Nnlvn0&t=1176s>


LIVING THING: BLACK CATS

Subject	Activity
Story Starter	<p data-bbox="515 387 1374 517">Read: Winnie & Wilbur: Winnie the Witch https://www.youtube.com/watch?v=MGU8yv15Zrk</p>   <p data-bbox="515 1048 1374 1178">Watch Cool Cat Facts on SciShow Kids: https://www.youtube.com/watch?v=G5RErqM1RZk&t=57s</p>
STEM & Art	 <p data-bbox="515 1599 1366 1771">Go over 2D shapes in the cats and background. Go over types of lines (curvy, straight) Go over primary & secondary colours and shades. Go over positive and negative space.</p>
Language	<p data-bbox="515 1805 1374 1890">Make a speech bubble for the cat. What would it say?</p>


Math	<p>1) Date: Put the date on our calendar. Sing the Days of the Week & Month of the Year Songs (Helper of the Day can lead it)</p> <p>2) Survey: Make up a Yes or No question and use the face magnets to record the answers. Tally the results.</p> <p>3) Number of Days in School: Recording this number on our place value chart</p> <p>4) Time: Jumping the Time to the hour</p> <p>5) The General Store: *Count to \$1 by 25s, 10s or 5s using the play money. *Lottery Numbers: Roll the dice to make an addition sentence & practising counting up</p> <p>6) Pattern of the Day: Make up a pattern of the day with your body. Clap, clap, hop, clap, clap ____ have one student tell you what comes next.</p> <p>7) Name the shape. Make up a clue. I am thinking of a shape that has 3 sides. etc.</p> <p>8) Number Songs: Counting to 100 by 1s, 2s, 5s & 10s</p>
Self-Regulation	<p>Cat Yoga with Cosmic Kids Yoga: https://www.youtube.com/watch?v=syIwnkfyk2w</p>

LIVING THINGS: PUMPKIN

Subject	Activity
Story Starter	<p>Pumpkin Pumkin:</p>  <p>https://www.youtube.com/watch?v=HLLmKmxWYEK</p> <p>Read From Seed to Pumpkin https://www.youtube.com/watch?v=2DPnU_UINzU</p>



STEM



Sequencing.

*Students will also predict how many seeds are in our small and little pumpkin. We will count the seeds during our mathematics routine.

Language


SKs write the Life Cycle of a Pumpkin and label. JKs trace or copy title.


Math Routine

1) **Date:** Put the date on our calendar. Sing the Days of the Week & Month of the Year Songs (Helper of the Day can lead it)

	<p>2) Survey: Make up a Yes or No question and use the face magnets to record the answers. Tally the results.</p> <p>3) Number of Days in School: Recording this number on our place value chart</p> <p>4) Time: Jumping the Time to the hour</p> <p>5) The General Store: *Count to \$1 by 25s, 10s or 5s using the play money. *Lottery Numbers: Roll the dice to make an addition sentence & practising counting up</p> <p>6) Pattern of the Day: Make up a pattern of the day with your body. Clap, clap, hop, clap, clap _____ have one student tell you what comes next.</p> <p>7) Name the shape. Make up a clue. I am thinking of a shape that has 3 sides. etc.</p> <p>8) Number Songs: Counting to 100 by 1s, 2s, 5s & 10s</p>
Self-Regulation	<p>Halloween Yoga with Cosmic Kids Yoga: https://www.youtube.com/watch?v=ArOzn2dtDdA</p>

LIVING THINGS: Cat, Witch, bird, frog, mouse, dog

Subject	Activity
Story Starter	<p>Read: The Gruffalo</p>  <p>https://www.youtube.com/watch?v=s8sUPpPc8Ws</p> <p>Sing our Animal Characteristics song and sort all the animals on the witch's broom (reptile, fish, amphibian, bird or mammal)</p>

STEM	<p>The students make their own monster using different animal characteristics (beaks, scales, tail, gills, feathers, etc.)</p> 
Language	<p>SK-Students will write a sentence about their animal creation. JKs will name their monster or trace or copy a sentence about their monster.</p>
Math Routine	<p>1) Date: Put the date on our calendar. Sing the Days of the Week & Month of the Year Songs (Helper of the Day can lead it)</p> <p>2) Survey: Make up a Yes or No question and use the face magnets to record the answers. Tally the results.</p> <p>3) Number of Days in School: Recording this number on our place value chart</p> <p>4) Time: Jumping the Time to the hour</p> <p>5) The General Store: *Count to \$1 by 25s, 10s or 5s using the play money. *Lottery Numbers: Roll the dice to make an addition sentence & practising counting up</p> <p>6) Pattern of the Day: Make up a pattern of the day with your body. Clap, clap, hop, clap, clap ____ have one student tell you what comes next.</p> <p>7) Name the shape. Make up a clue. I am thinking of a shape that has 3 sides. etc.</p> <p>8) Number Songs: Counting to 100 by 1s, 2s, 5s & 10s</p>
Self-Regulation	<p>Gruffalo Yoga with Cosmic Kids Yoga: https://www.youtube.com/watch?v=EOHZgKgjhhY</p>