

## WEEK 8: SENIOR KINDERGARTEN

### Weekly Songs

#### Circle Time AM:

Animal Characteristics:

[https://www.youtube.com/watch?v=ta\\_Y3IuJj2M](https://www.youtube.com/watch?v=ta_Y3IuJj2M)

Migration Song:

[https://www.youtube.com/watch?v=B\\_1xC\\_nTDCY](https://www.youtube.com/watch?v=B_1xC_nTDCY)

Animals In Fall Song  
(Tune of London Bridge):  
Geese are honking  
Let's fly south x2  
Honk honk honk  
Monarchs are singing  
Let's fly south  
It is time to migrate!

Squirrels and deers sing  
Let's stay home  
Change how we eat  
Grow warm coats  
Foxes are barking  
Let's stay home  
Time to stay active

#### Language Songs:

Phonics Song: [https://www.youtube.com/watch?v=WpOvZnR\\_FM](https://www.youtube.com/watch?v=WpOvZnR_FM)  
(animal alphabet)

Letter Song: Gg

<https://www.youtube.com/watch?v=39prtfpkRkU&app=desktop>

Word Family Song: -ed

<https://www.youtube.com/watch?v=hKWzFLe5HwM>

Word Family Story:

<https://www.youtube.com/watch?v=25xO3C0r-e0>

**Active Animals in Fall/Winter:**

SciShow Kids: <https://www.youtube.com/watch?v=ON7FGPeykfE>

<https://www.reconnectwithnature.org/news-events/big-features/winter-warriors-animals-thrive-winter>

**Circle Time PM:**

**Math Songs:**


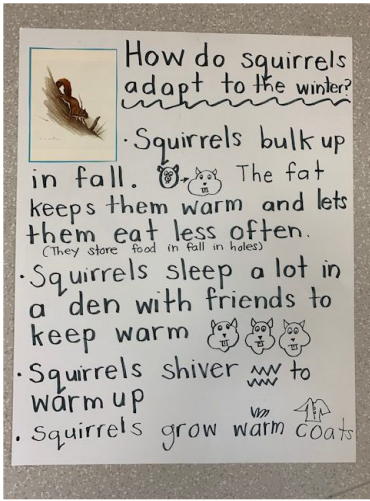




[https://www.youtube.com/watch?v=ZrL3a5h\\_AXY](https://www.youtube.com/watch?v=ZrL3a5h_AXY) (counting by 10s)



<https://www.youtube.com/watch?v=amxVL9KUmq8> (counting by 5)

<https://www.youtube.com/watch?v=OCxvNtrcDI&t=118s> (counting by 2s)

<https://www.youtube.com/watch?v=U6BCbH3Vwwk> (count to 100)


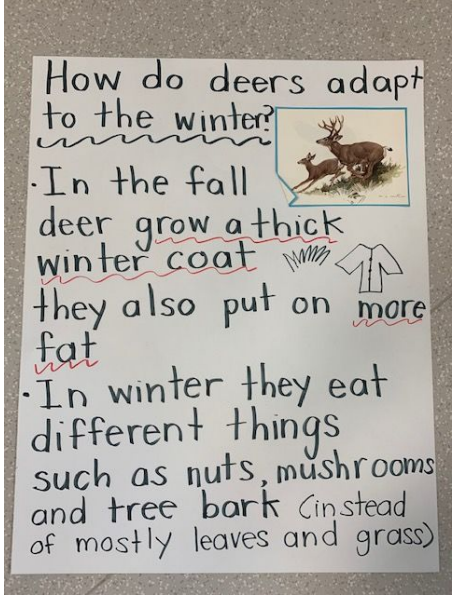
**1) ANIMALS THAT STAY ACTIVE IN THE WINTER: SQUIRREL**

Subject	Activity
Story Starter	<p data-bbox="512 1256 1114 1301">Read: Animal World: The Squirrel</p> <div data-bbox="517 1431 847 1868"></div> <div data-bbox="948 1370 1319 1868"><p data-bbox="970 1406 1299 1473"><u>How do squirrels adapt to the winter?</u></p><ul data-bbox="970 1489 1299 1823" style="list-style-type: none"><li>• Squirrels bulk up in fall.  The fat keeps them warm and lets them eat less often. <small>(They store food in fall in holes)</small></li><li>• Squirrels sleep a lot in a den with friends to keep warm </li><li>• Squirrels shiver  to warm up</li><li>• Squirrels grow warm  coats</li></ul></div> <p data-bbox="512 1917 1038 1962">Other Read Aloud: Cyril &amp; Pat</p>

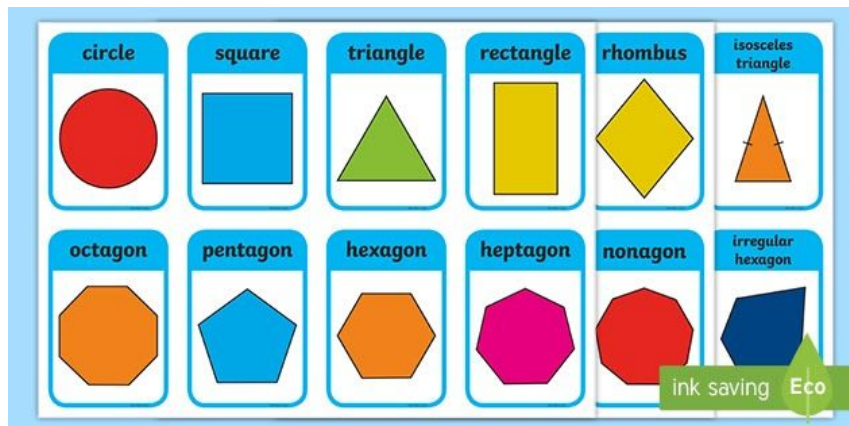
	 <p><a href="https://www.youtube.com/watch?v=b45BR6MtbCA">https://www.youtube.com/watch?v=b45BR6MtbCA</a></p>
Art & Language	 <p>Symmetry &amp; Shapes. Make speech bubble on page to explain one fact about squirrels.</p>
Math Routine	<ol style="list-style-type: none"> <li>1) <b>Date:</b> Put the date on our calendar. Sing the Days of the Week &amp; Month of the Year Songs (Helper of the Day can lead it)</li> <li>2) <b>Survey:</b> Make up a Yes or No question and use the face magnets to record the answers. Tally the results.</li> <li>3) <b>Number of Days in School:</b> Recording this number on our place value chart</li> <li>4) <b>Time:</b> Jumping the Time to the hour</li> <li>5) <b>The General Store:</b> *Count to \$1 by 25s, 10s or 5s using the play money. *Lottery Numbers: Roll the dice to make an addition sentence &amp; practising counting up</li> <li>6) <b>Pattern of the Day:</b> Make up a pattern of the day with your body. Clap, clap, hop, clap, clap ____ have one student tell you what comes next.</li> <li>7) <b>Name the shape.</b> Make up a clue. I am thinking of a shape that has 3 sides. etc.</li> <li>8) <b>Number Songs:</b> Counting to 100 by 1s, 2s, 5s &amp; 10s</li> </ol>
Self-Regulation	<p>Do yoga with squirrels on Cosmic Kids Yoga: <a href="https://www.youtube.com/watch?v=jQcDdKWpO">https://www.youtube.com/watch?v=jQcDdKWpO</a></p>

FM

## 2) ANIMALS THAT STAY ACTIVE: DEER

Subject	Activity
Story Starter	<p data-bbox="528 555 1337 600">Look at Animals in Fall Book: Page 18 on Deer.</p>  <p data-bbox="528 904 1305 943"><a href="https://www.youtube.com/watch?v=LQg8YQdUQr0">https://www.youtube.com/watch?v=LQg8YQdUQr0</a></p> <p data-bbox="528 981 1166 1019">Look at animal adaptation poster for deer.</p> 

Art, Language & STEM



Students will create a deer out of shapes.  
Students will review 2D shape names.  
Students will write one thing they learned about how deer prepare for winter in fall.

Math Routine


- 1) **Date:** Put the date on our calendar. Sing the Days of the Week & Month of the Year Songs (Helper of the Day can lead it)
- 2) **Survey:** Make up a Yes or No question and use the face magnets to record the answers. Tally the results.
- 3) **Number of Days in School:** Recording this number on our place value chart

	<p>4) <b>Time:</b> Jumping the Time to the hour</p> <p>5) <b>The General Store:</b></p> <p>*Count to \$1 by 25s, 10s or 5s using the play money.</p> <p>*<b>Lottery Numbers:</b> Roll the dice to make an addition sentence &amp; practising counting up</p> <p>6) <b>Pattern of the Day:</b> Make up a pattern of the day with your body. Clap, clap, hop, clap, clap ____ have one student tell you what comes next.</p> <p>7) <b>Name the shape.</b> Make up a clue. I am thinking of a shape that has 3 sides. etc.</p> <p>8) <b>Number Songs:</b> Counting to 100 by 1s, 2s, 5s &amp; 10s</p>
Self-Regulation	<p>Cosmic Kids Yoga: Do yoga in the wild!</p> <p><a href="https://www.youtube.com/watch?v=IFbWNmzPByQ&amp;t=1165s">https://www.youtube.com/watch?v=IFbWNmzPByQ&amp;t=1165s</a></p>

### 3) ANIMAL ADAPTATIONS: FOXES

Subject	Activity
Story Starter	<p>Read: Animals in Fall</p>  <p><a href="https://www.youtube.com/watch?v=LQg8YQdUQr0">https://www.youtube.com/watch?v=LQg8YQdUQr0</a></p> <p>Look at what foxes do in winter</p>

STEM



Students make a fox out of the 2D shapes.  
We review shape names.  
They write a sentence about what foxes do to prepare for the winter.

Art & Language

Students learn how to draw foxes on Kids Art Hub & write a sentence about what foxes do to prepare for the winter.




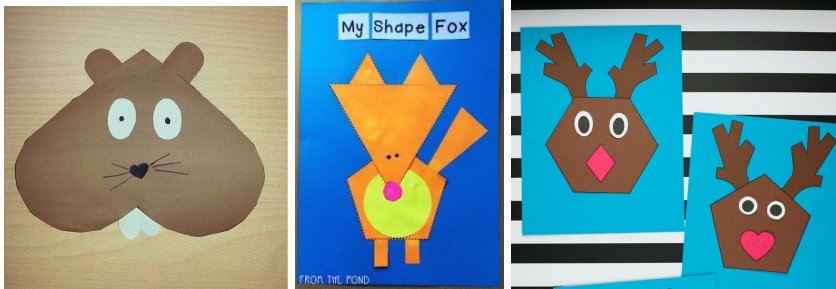
<https://www.youtube.com/watch?v=YQA38wrB8I8>

Math Routine

- 1) **Date:** Put the date on our calendar. Sing the Days of the Week & Month of the Year Songs (Helper of the Day can lead it)
- 2) **Survey:** Make up a Yes or No question and use the face magnets to record the answers. Tally the results.
- 3) **Number of Days in School:** Recording this number on our place value chart
- 4) **Time:** Jumping the Time to the hour
- 5) **The General Store:**  
\*Count to \$1 by 25s, 10s or 5s using the play money.

	<p><b>*Lottery Numbers:</b> Roll the dice to make an addition sentence &amp; practising counting up</p> <p>6) <b>Pattern of the Day:</b> Make up a pattern of the day with your body. Clap, clap, hop, clap, clap ____ have one student tell you what comes next.</p> <p>7) <b>Name the shape.</b> Make up a clue. I am thinking of a shape that has 3 sides. etc.</p> <p>8) <b>Number Songs:</b> Counting to 100 by 1s, 2s, 5s &amp; 10s</p>
Self-Regulation	<p>Do Yoga with Fernando the Silver Fox on Cosmic Kids Yoga:</p> <p><a href="https://www.youtube.com/watch?v=XU1y7pX7dN0">https://www.youtube.com/watch?v=XU1y7pX7dN0</a></p>

#### 4-ANIMALS THAT STAY ACTIVE: GAME SHOW REVIEW

Subject	Activity
Story Starter	<p>Read: Animals in Winter pages 20-29.</p> <p><a href="https://www.youtube.com/watch?v=eLDbjt_FiTM">https://www.youtube.com/watch?v=eLDbjt_FiTM</a></p> 
STEM	<p>Shapes</p>  <p>Students will make paper bag puppet of the active animal of their choice.</p>



## DRAMA

Students will pretend to be on a game show in role. They will explain to the class what they do to prepare for the winter.

Extension:

\*Students will learn to write a script for their puppet.

\*Students can do a speech bubble for their puppet or picture story.

## Math Routine:



1) **Date:** Put the date on our calendar. Sing the Days of the Week & Month of the Year Songs (Helper of the Day can lead it)

2) **Survey:** Make up a Yes or No question and use the face magnets to record the answers. Tally the results.

3) **Number of Days in School:** Recording this number on our place value chart

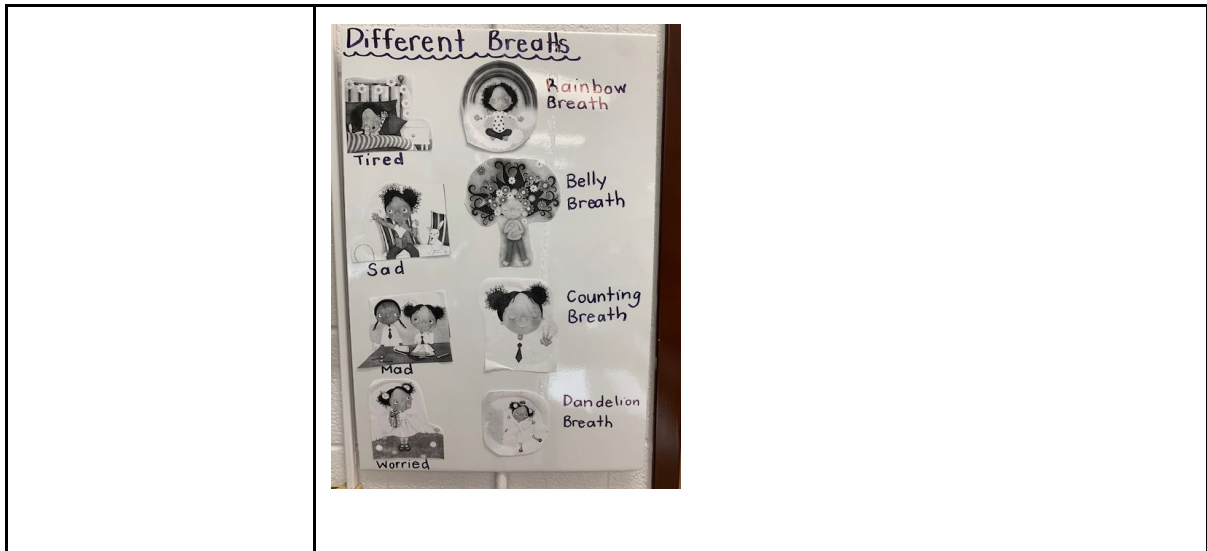
4) **Time:** Jumping the Time to the hour

5) **The General Store:**

	<p><b>*Count to \$1 by 25s, 10s or 5s using the play money.</b></p> <p><b>*Lottery Numbers:</b> Roll the dice to make an addition sentence &amp; practising counting up</p> <p><b>6) Pattern of the Day:</b> Make up a pattern of the day with your body. Clap, clap, hop, clap, clap ____ have one student tell you what comes next.</p> <p><b>7) Name the shape.</b> Make up a clue. I am thinking of a shape that has 3 sides. etc.</p> <p><b>8) Number Songs:</b> Counting to 100 by 1s, 2s, 5s &amp; 10s</p>
Self-Regulation	<p>Do Cosmic Kids Yoga in the woods:  <a href="https://www.youtube.com/watch?v=L8eMSTZ1LbI">https://www.youtube.com/watch?v=L8eMSTZ1LbI</a></p>

## 5-SELF-REGULATION THEME DAY: WHAT TO DO IF WE ARE SCARED

Subject	Activity
Story Starter	<p>Read Scaredy Squirrel:</p>  <p><a href="https://www.youtube.com/watch?v=mYuWUs1rokS">https://www.youtube.com/watch?v=mYuWUs1rokS</a></p> <p>Review: Finding Calm with different breaths.</p>



STEM

Look at why we get scared on SciShow Kids  
<https://www.youtube.com/watch?v=-E-QDkbdE8>

Draw a Dandelion

Supplies: Marker, circle guide.

1. Make guide line. Trace a circle.
2. Draw center circle and stem.
3. Draw lines to make 4 quarters.
4. Add 2 lines in each quarter.
5. Add curved cap on each line.
6. Draw a shorter lines in between.
7. Draw curved cap on each line.
8. Add little circles to all caps.

© 2015 www.artprojectsforkids.org

\*Fractions, symmetry, radial symmetry and types of lines

Art & Language

Students draw a picture of a dandelion and explain when they can use their dandelion breath.

Math Routine

1) **Date:** Put the date on our calendar. Sing the Days of the Week & Month of the Year Songs (Helper of

	<p>the Day can lead it)</p> <p><b>2) Survey:</b> Make up a Yes or No question and use the face magnets to record the answers. Tally the results.</p> <p><b>3) Number of Days in School:</b> Recording this number on our place value chart</p> <p><b>4) Time:</b> Jumping the Time to the hour</p> <p><b>5 ) The General Store:</b>  <b>*Count to \$1 by 25s, 10s or 5s using the play money.</b>  <b>*Lottery Numbers:</b> Roll the dice to make an addition sentence &amp; practising counting up</p> <p><b>6) Pattern of the Day:</b> Make up a pattern of the day with your body. Clap, clap, hop, clap, clap ____ have one student tell you what comes next.</p> <p><b>7) Name the shape.</b> Make up a clue. I am thinking of a shape that has 3 sides. etc.</p> <p><b>8) Number Songs:</b> Counting to 100 by 1s, 2s, 5s &amp; 10s</p>
Self-Regulation	<p>Cosmic Kids Yoga in the great outdoors:  <a href="https://www.youtube.com/watch?v=TQvPiiXIIg0">https://www.youtube.com/watch?v=TQvPiiXIIg0</a></p>